


# Yellow Brick Road PreCut Kit

## FABRIC REQUIREMENTS



\*THE COLOR SCHEME IS JUST A HELPFUL GUIDE TO SHOWCASE THE DIFFERENT FABRICS—IT'S NOT A RULE! FEEL FREE TO MIX IT UP AND MAKE IT YOUR OWN WITH COLORS THAT MATCH YOUR SHOP'S STYLE AND CREATIVITY!



**Laser Cut**  
QUILTS  
EST. 2016









# Yellow Brick Road PreCut Kit Fabric Requirements





















THROW





TWIN




QUEEN

FABRIC COLOR GUIDE	YARDAGE FOR 2 KITS	YARDAGE FOR 2 KITS	YARDAGE FOR 2 KITS
 FABRIC - A	1 - 3/8 YARDS	1 - 3/8 YARDS	1 - 3/8 YARDS
 FABRIC - B	1 - 3/8 YARDS	1 - 3/8 YARDS	1 - 3/8 YARDS
 FABRIC - C	1 - 3/8 YARDS	1 - 3/8 YARDS	1 - 3/8 YARDS
 FABRIC - D	1 - 3/8 YARDS	1 - 3/8 YARDS	1 - 3/8 YARDS
 FABRIC - E	1 - 3/8 YARDS	1 - 3/8 YARDS	1 - 3/8 YARDS
 FABRIC - F	1 - 3/8 YARDS	1 - 3/8 YARDS	1 - 3/8 YARDS
 FABRIC - G	---	1 - 3/8 YARDS	1 - 3/8 YARDS
 FABRIC - H	---	1 - 3/8 YARDS	1 - 3/8 YARDS
 FABRIC - J	---	1 - 3/8 YARDS	1 - 3/8 YARDS
 FABRIC - K	---	1 - 3/8 YARDS	1 - 3/8 YARDS
 FABRIC - L	---	1 - 3/8 YARDS	1 - 3/8 YARDS
 FABRIC - M	---	1 - 3/8 YARDS	1 - 3/8 YARDS
 FABRIC - N	---	---	1 - 3/8 YARDS
 FABRIC - O	---	---	1 - 3/8 YARDS
 FABRIC - P	---	---	1 - 3/8 YARDS
 FABRIC - Q	---	---	1 - 3/8 YARDS
 FABRIC - R	---	---	1 - 3/8 YARDS
 FABRIC - S	---	---	1 - 3/8 YARDS


# Yellow Brick Road PreCut Kit Fabric Requirements ✨



THROW



TWIN



QUEEN

FABRIC COLOR GUIDE	YARDAGE FOR 2 KITS	YARDAGE FOR 2 KITS	YARDAGE FOR 2 KITS
 FABRIC - T	- - -	- - -	1 - 3/8 YARDS
 FABRIC - U	- - -	- - -	1 - 3/8 YARDS