


RAIL FENCE PRECUT KIT

FABRIC REQUIREMENTS




*THE COLOR SCHEME IS JUST A HELPFUL GUIDE TO SHOWCASE THE DIFFERENT FABRICS—IT'S NOT A RULE! FEEL FREE TO MIX IT UP AND MAKE IT YOUR OWN WITH COLORS THAT MATCH YOUR SHOP'S STYLE AND CREATIVITY!

Laser Cut
QUILTS
EST. 2016





Rail Fence PreCut Kit Fabric Requirements ✨





















THROW



TWIN



QUEEN

FABRIC COLOR GUIDE	YARDAGE FOR 10 KITS	YARDAGE FOR 5 KITS	YARDAGE FOR 3 KITS
 FABRIC - A1	1 ⁵ / ₈ YARD	1 ⁵ / ₈ YARD	1 ⁵ / ₈ YARD
 FABRIC - A2	1 ⁵ / ₈ YARD	1 ⁵ / ₈ YARD	1 ⁵ / ₈ YARD
 FABRIC - A3	1 ⁵ / ₈ YARD	1 ⁵ / ₈ YARD	1 ⁵ / ₈ YARD
 FABRIC - B1	1 ⁵ / ₈ YARD	1 ⁵ / ₈ YARD	1 ⁵ / ₈ YARD
 FABRIC - B2	1 ⁵ / ₈ YARD	1 ⁵ / ₈ YARD	1 ⁵ / ₈ YARD
 FABRIC - B3	1 ⁵ / ₈ YARD	1 ⁵ / ₈ YARD	1 ⁵ / ₈ YARD
 FABRIC - C1	1 ⁵ / ₈ YARD	1 ⁵ / ₈ YARD	1 ⁵ / ₈ YARD
 FABRIC - C2	1 ⁵ / ₈ YARD	1 ⁵ / ₈ YARD	1 ⁵ / ₈ YARD
 FABRIC - C3	1 ⁵ / ₈ YARD	1 ⁵ / ₈ YARD	1 ⁵ / ₈ YARD
 FABRIC - D1	1 ⁵ / ₈ YARD	1 ⁵ / ₈ YARD	1 ⁵ / ₈ YARD
 FABRIC - D2	1 ⁵ / ₈ YARD	1 ⁵ / ₈ YARD	1 ⁵ / ₈ YARD
 FABRIC - D3	1 ⁵ / ₈ YARD	1 ⁵ / ₈ YARD	1 ⁵ / ₈ YARD
 FABRIC - E1	1 ⁵ / ₈ YARD	1 ⁵ / ₈ YARD	1 ⁵ / ₈ YARD
 FABRIC - E2	1 ⁵ / ₈ YARD	1 ⁵ / ₈ YARD	1 ⁵ / ₈ YARD
 FABRIC - E3	1 ⁵ / ₈ YARD	1 ⁵ / ₈ YARD	1 ⁵ / ₈ YARD
 FABRIC - F1	1 ⁵ / ₈ YARD	1 ⁵ / ₈ YARD	1 ⁵ / ₈ YARD
 FABRIC - F2	1 ⁵ / ₈ YARD	1 ⁵ / ₈ YARD	1 ⁵ / ₈ YARD
 FABRIC - F3	1 ⁵ / ₈ YARD	1 ⁵ / ₈ YARD	1 ⁵ / ₈ YARD